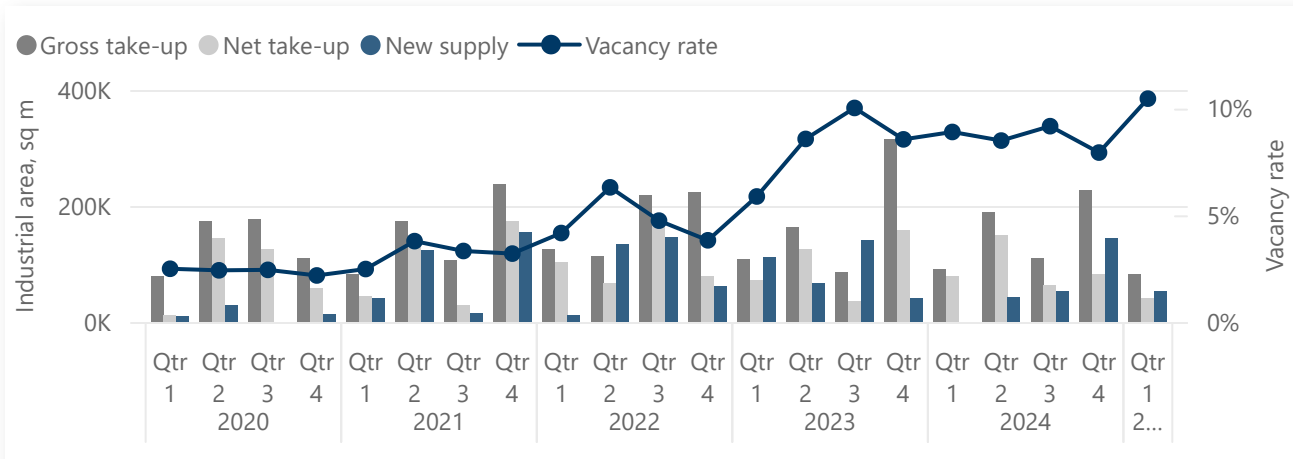
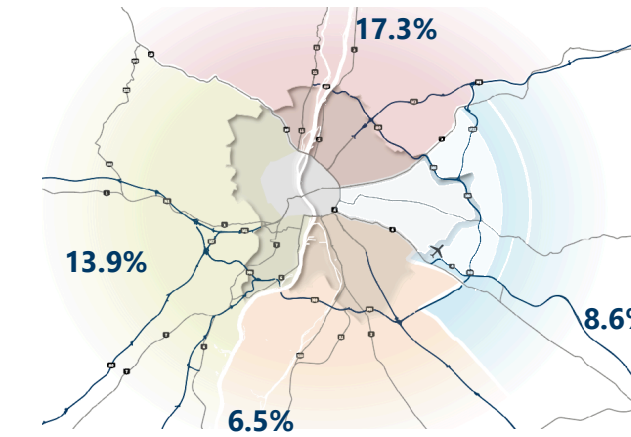


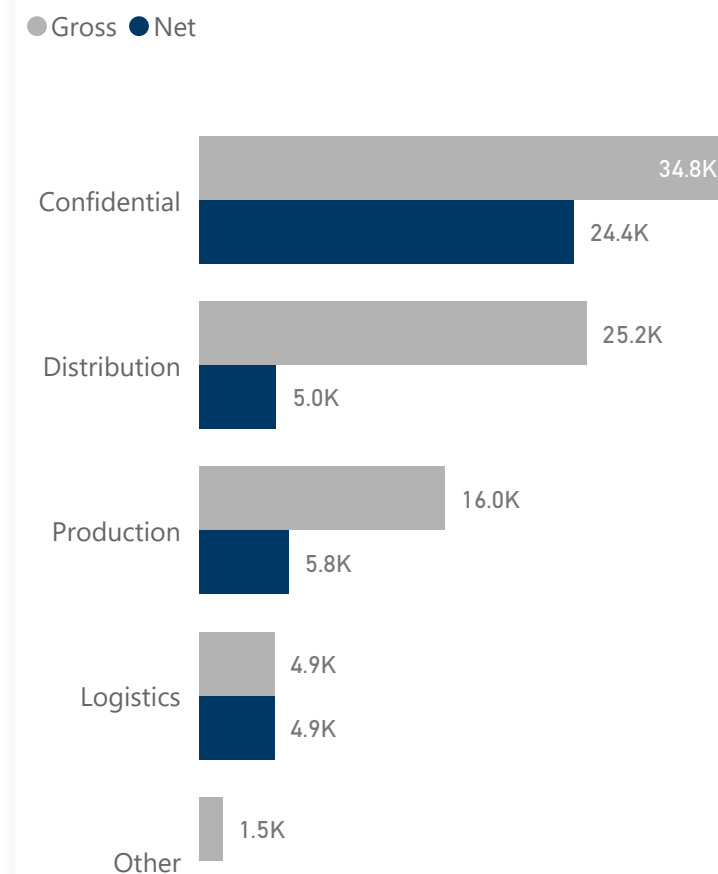
### CURRENT QUARTER PERFORMANCE INDICATORS:

<b>3,805,300</b> Total stock	<b>10.5%</b> Vacancy rate	<b>82,400</b> Gross take-up	<b>40,100</b> Net take-up	<b>51,800</b> New supply	<b>329,200</b> Under construction	<b>€ 5.60</b> Prime Rent
<b>8%</b> YoY Change	<b>1.6%</b> YoY Change	<b>-9%</b> YoY Change	<b>-49%</b> YoY Change	<b>NA</b> YoY Change	<b>-27%</b> YoY Change	<b>-5.1%</b> YoY Change

### VACANCY RATES BY SUBMARKETS



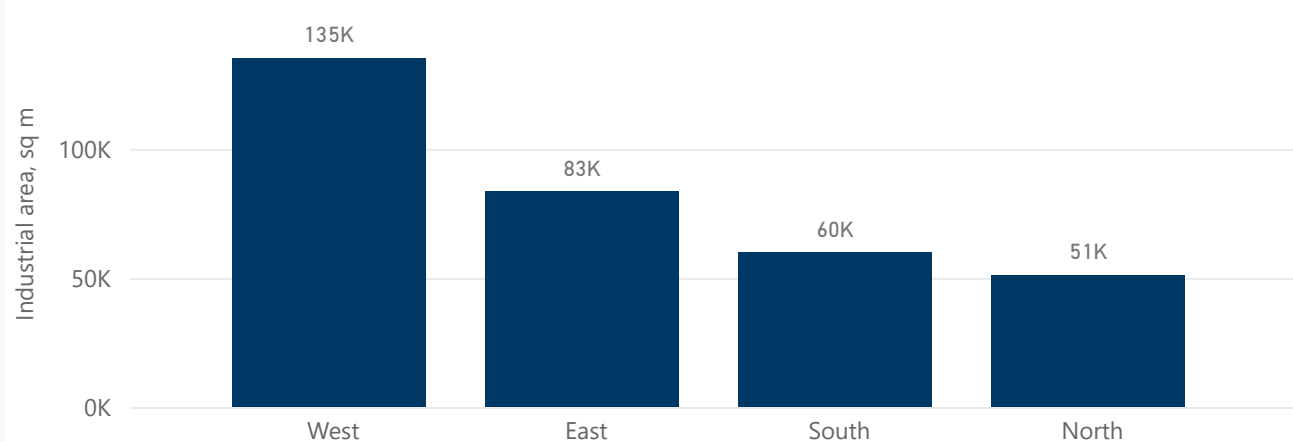
### YTD TAKE-UP (SQ M) BY SECTOR



### TOP COMPLETIONS IN THE LAST 12 MONTHS

Logistics Park	Building	Subregion	Total size	Delivery	Developer
East Gate PRO	B2	North	9,300	2025 Q1	WING
HelloParks Páty	PT3	West	42,500	2025 Q1	HelloParks
CTPark Sziget	SZG1	South	120,900	2024 Q4	CTP
CTPark Budapest West	BIA2C	West	10,300	2024 Q4	CTP
VGP Park Aerozone I	A1/2	East	7,800	2024 Q4	VGP
Park22	P1	West	10,100	2024 Q3	WhiteStar
WLP Logisztikai Park Vecsés	V4	East	37,600	2024 Q3	Weerts

### PIPELINE UNDER CONSTRUCTION (SQ M)



### PLANNED COMPLETIONS IN THE NEXT 12 MONTHS

Property name	Building	Subregion	Total size	Delivery	Developer
HelloParks Alsónémedi	AN1	South	59,700	2025 Q2	HelloParks
CTPark Budapest West	BIA10A	West	26,800	2025 Q3	CTP
CTPark Vecsés	VCS4	East	29,200	2025 Q3	CTP
Faedra Business Park		West	9,400	2025 Q3	Faedra Group
HelloParks Páty	PT5	West	41,800	2025 Q3	HelloParks
Rossmann HQ		East	32,000	2025 Q3	Panattoni
VGP Park Aerozone I	A1/3	East	22,300	2025 Q3	VGP
HelloParks Fót	FT3	North	45,300	2025 Q4	HelloParks