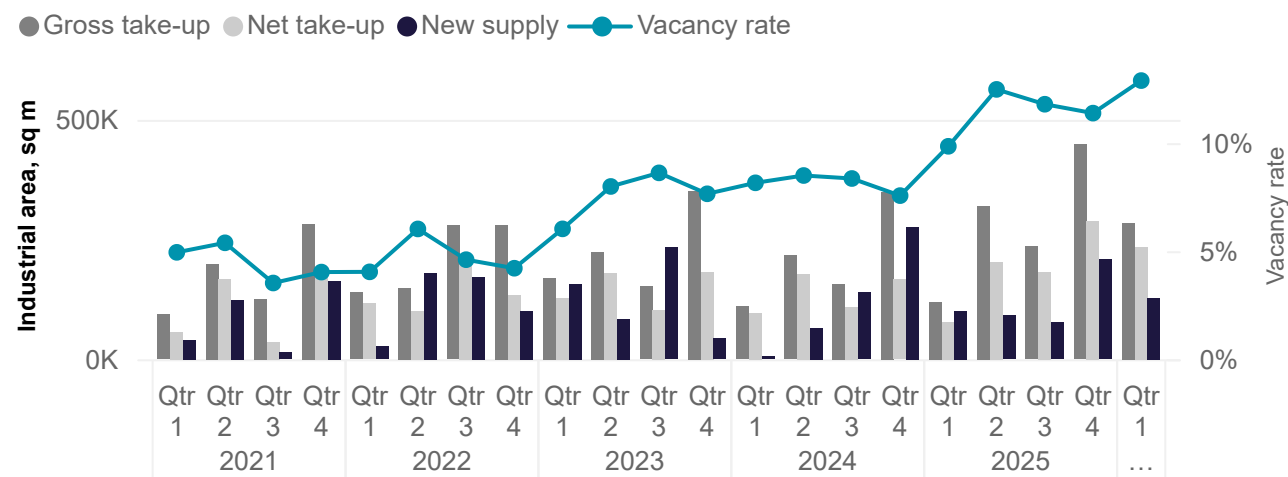
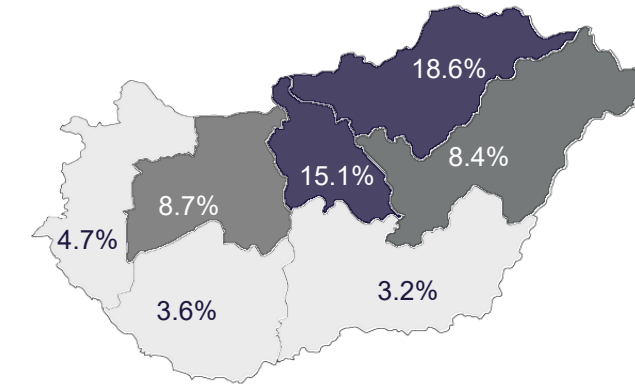


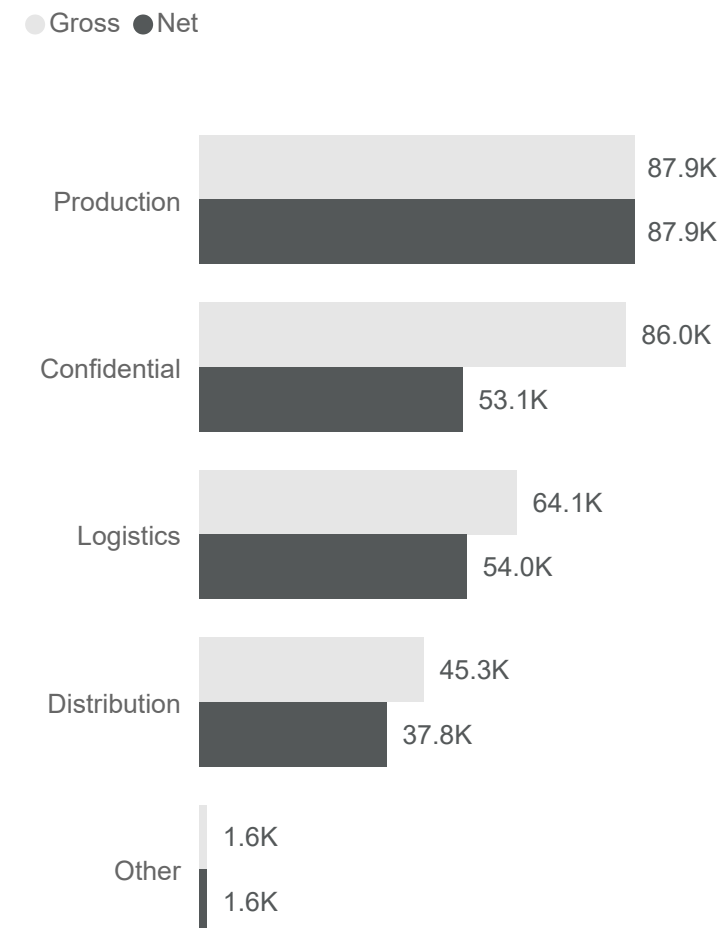
Current Quarter Performance Indicators:

6,360,000 Total stock	12.9% Vacancy rate	284,900 Gross take-up	128,400 New supply	520,100 Under construction	€ 5.70 Prime rent	6.75% Prime yield
12% YoY Change	3.0% YoY Change	138% YoY Change	28% YoY Change	7% YoY Change	0.0% YoY Change	-25 bps YoY change

Vacancy rates by regional markets



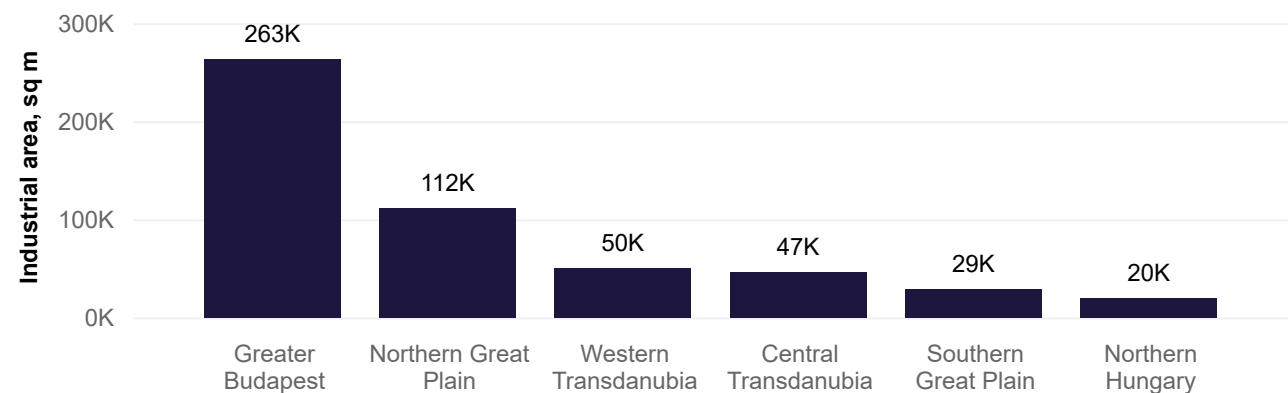
YTD Take-up by Sector (sq m)



Current Quarter Completions (sq m)

Property name	Building	Region	Total size	Delivery	Developer
InPark Miskolc		Northern Hungary	23,000	2026 Q1	InPark
Panattoni Park Moson	A	Western Transdanubia	27,600	2026 Q1	Panattoni
VGP Park Kecskemét	F	Southern Great Plain	26,000	2026 Q1	VGP
Xanga Inkubátorcsarnok Nyíregyháza		Northern Great Plain	9,400	2026 Q1	Xanga

Pipeline Under Construction (sq m)



Planned Completions in the next 6 months

Logistics Park	Building	Region	Total size	Delivery	Developer
IGPark Nyíregyháza		Northern Great Plain	31,900	2026 Q2	Innovinia
SZINPARK Debrecen		Northern Great Plain	24,200	2026 Q2	Szinorg Universal Zrt.
WLP Debrecen West - Ebes	Phase II	Northern Great Plain	32,900	2026 Q2	Weerts
Horváth Rudolf Hatvan	R10	Northern Hungary	19,800	2026 Q3	Horváth Rudolf
Panattoni Park Moson	B	Western Transdanubia	23,400	2026 Q3	Panattoni
VGP Park Kecskemét	H1	Southern Great Plain	17,500	2026 Q3	VGP



Greater Budapest Industrial Market

Fresh Data, Q1 2026



Current Quarter Performance Indicators:

Greater Budapest

4,151,000

Total stock

15.1%

Vacancy rate

192,400

Gross take-up

151,800

Net take-up

42,400

New supply

263,200

Under construction

€ 5.45

Prime Rent

9%

YoY Change

4.6%

YoY Change

133%

YoY Change

279%

YoY Change

-18%

YoY Change

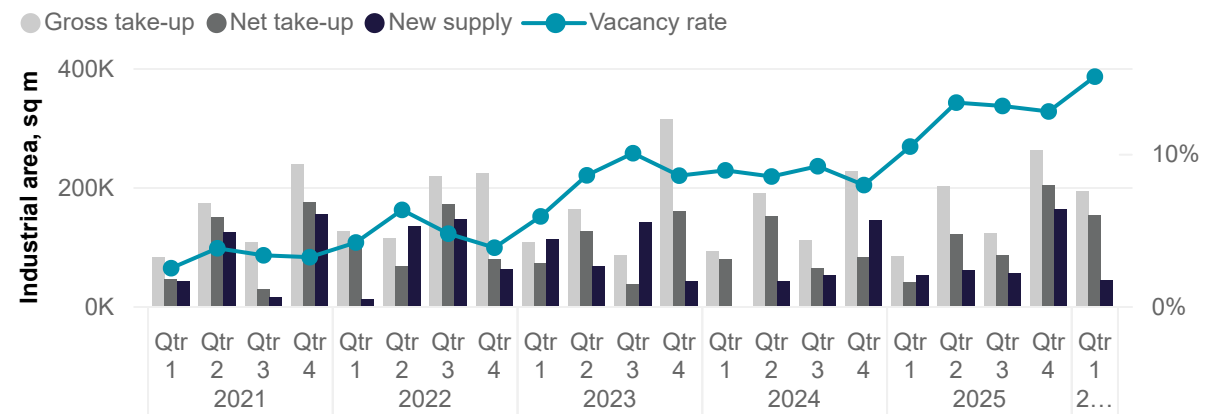
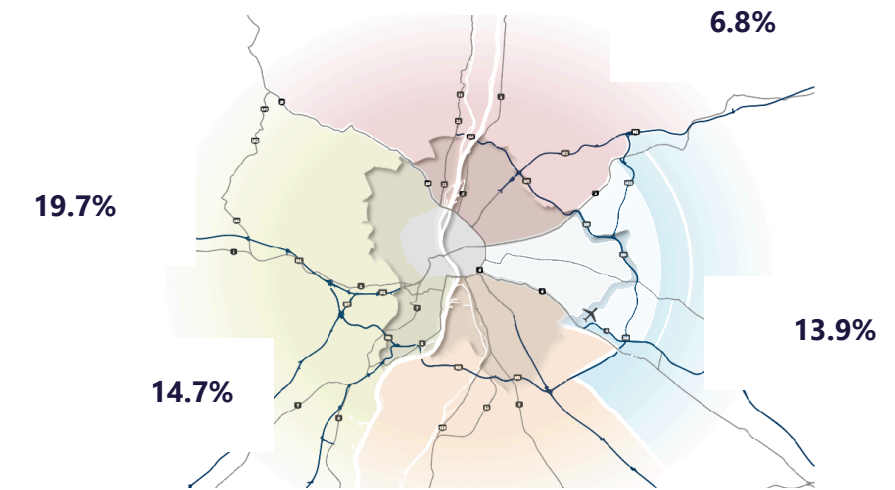
-18%

YoY Change

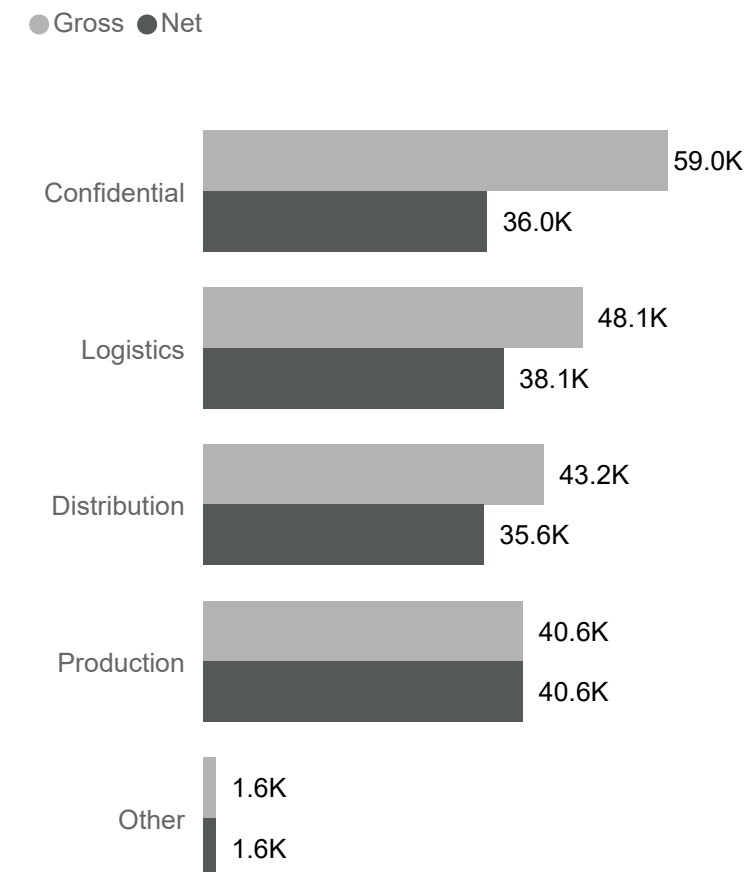
-2.7%

YoY Change

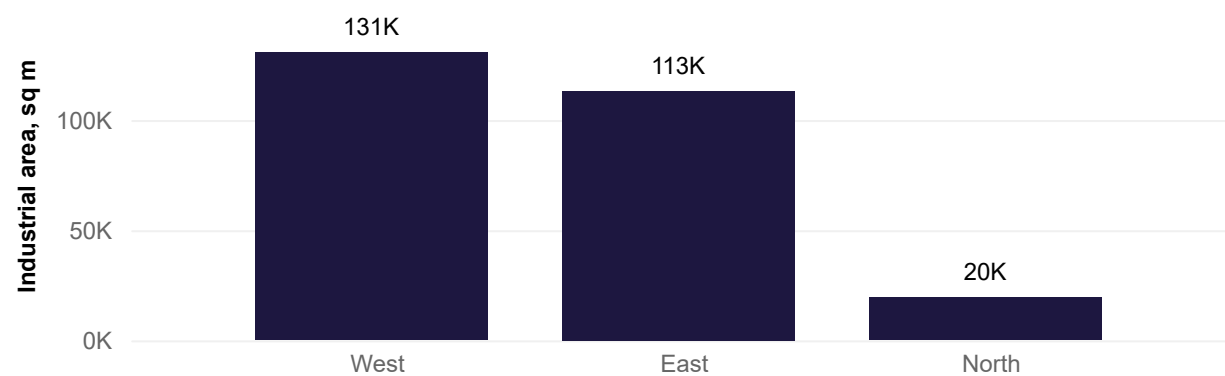
Vacancy rates by submarkets



YTD Take-up by Sector (sq m)



Pipeline Under Construction (sq m)



Top Completions in the last 6 months

Logistics Park	Building	Subregion	Total size	Delivery	Developer
CTPark Budapest Érd	BERD01	West	77,200	2025 Q4	CTP
HelloParks Páty	PT5	West	42,400	2026 Q1	HelloParks
CTPark Vecsés	BVCS04A	East	30,900	2025 Q4	CTP
CTPark Budapest West	BDPW10	West	27,400	2025 Q4	CTP
HelloParks Fót	FT3/1	North	26,100	2025 Q4	HelloParks

Planned Completions in the next 9 months

Property name	Building	Subregion	Total size	Delivery	Developer
CTPark Budapest Érd	BERD03	West	94,400	2026 Q4	CTP
HelloParks Maglód	MG4	East	46,000	2026 Q3	HelloParks
CTPark Vecsés	BVCS04B	East	42,900	2026 Q3	CTP
CTPark Budapest West	BDPW12	West	26,800	2026 Q4	CTP
HelloParks Fót	FT3/2	North	19,500	2026 Q2	HelloParks
VGP Park Aerozone II	C	East	16,000	2026 Q3	VGP
Faedra Business Park		West	9,400	2026 Q2	Faedra Group
VGP Park Aerozone I	A1/4	East	8,100	2026 Q3	VGP